



NSAI
Standards

Irish Standard
I.S. 813:2014+A1:2017

Domestic gas installations (Edition 3) and Amendment 1:2017

DECLARATION

OF

SPECIFICATION

DOMESTIC GAS INSTALLATIONS (EDITION 3) AND AMENDMENT 1:2017

AS

THE IRISH STANDARD SPECIFICATION FOR

DOMESTIC GAS INSTALLATIONS (EDITION 3) INCLUDING AMENDMENT 1:2017

NSAI in exercise of the power conferred by section 16 (5) of the National Standards Authority of Ireland Act, 1996 (No. 28 of 1996) and with the consent of the Minister for Jobs, Enterprise and Innovation, hereby declare as follows:

1. This instrument may be cited as the Standard Specification (Domestic gas installations (Edition 3) and Amendment 1:2017) Declaration, 2017.








2. (1) The Specification set forth in the Schedule to this declaration is hereby declared to be the standard specification for Domestic gas installations (Edition 3) and Amendment 1:2017.

(2) The said standard specification may be cited as Irish Standard 813:2014+A1:2017 or as I.S. 813:2014+A1:2017.

3. (1) The Standard Specification (Domestic gas installations (Edition 3)) Declaration 2014 is hereby revoked.

(2) Reference in any other standard specification to the Instruments hereby revoked and to Irish Standard 813:2014 thereby prescribed, shall be construed, respectively, as references to this Instrument and to Irish Standard 813:2014+A1:2017.

Contents

	Page
DECLARATION.....	1
Foreword	7
Schedule.....	8
1 Scope	8
2 Normative references	8
3 Terms and definitions	11
3.1 General.....	11
3.2 Pipework.....	15
3.3 Pressure and testing	17
3.4 Appliance.....	18
3.5 Flue terminology	19
3.6 Electrical terminology	20
4 Installation pipework.....	21
4.1 Design	21
4.2 Design for protection in case of fire	21
4.3 Material selection.....	22
4.4 Materials.....	22
4.5 Installation	23
4.5.1 General.....	23
4.5.2 Safety precautions	23
4.5.3  Resistance to fire	24
4.5.4  Pipework joints.....	24
4.5.5  Isolation valves.....	26
4.5.6  Pipe sizing and pressure loss	27
4.5.7  Pipework construction	27
4.5.8  Pipework - means of isolation	33
4.5.9  Pipework identification	34
4.6 Testing and commissioning of pipework	34
5 Requirements for connection of appliances.....	34
5.1 General.....	34
5.2 Flexible connections to appliances.....	35
5.2.1 Flexible hoses – General	35
5.2.2 Flexible hoses – Specific requirements relating to individual appliances	36
5.2.3 Plug and socket connectors	36
6 Permitted locations of appliances.....	36
6.1 General.....	36
6.2 Room-sealed appliances.....	37
6.3 Open-flued appliances.....	37
6.4 Flueless appliances.....	38
6.5 Installation within compartments	38
6.5.1 General.....	38
6.5.2 Compartment construction	39

6.6	Heating units located under stairs	40
6.7	Appliances located in bathrooms	41
7	Specific requirements relating to individual appliances	42
7.1	General	42
7.2	Cooking appliances	42
7.3	Refrigerators	45
7.4	Individual space heating appliances	45
7.4.1	General	45
7.4.2	Gas fires	46
7.4.3	Gas fire hearth requirements.....	47
7.4.4	Decorative Fuel-Effect (DFE) fires and Inset Live Fuel-Effect (ILFE) fires	47
7.4.5	Convectors and stoves.....	48
7.5	Warm air central heating units.....	48
7.6	Instantaneous flueless water heaters	48
7.7	Hot water heaters and central heating boilers.....	48
8	Requirements for water pipework.....	49
9	Electrical considerations	49
10	Flues	49
10.1	General	49
10.2	Materials	49
10.3	Fire precautions	50
10.4	Use of existing flues and chimneys.....	50
10.5	Flues for room-sealed appliances.....	51
10.6	Open-flued appliances using natural draught.....	52
10.7	Fan assisted open-flued appliances	53
10.8	Location of terminals	54
10.9	Extended flue systems $\boxed{A_1}$ for fan flued appliances $\langle A_1 \rangle$	55
10.10	Inspection and testing of flues	61
10.10.1	General.....	61
10.10.2	Flue flow test.....	61
10.10.3	Flue spillage test.....	62
11	Provision of air	62
11.1	Combustion air	62
11.2	Cooling air	64
12	Testing pipework.....	67
12.1	Let-by testing.....	67
12.2	Pressure testing	67
12.3	Test procedure $\boxed{A_1}$ for new installations $\langle A_1 \rangle$	68
12.4	Leak detection.....	68
13	Admission of gas	69
13.1	General	69
13.2	Purging	69
13.3	Admission of gas to appliances.....	70
14	Commissioning	70
14.1	Commissioning requirements.....	70
14.2	Instructing the user	70
15	Declaration of conformance	71
15.1	General	71
15.2	The declaration of conformance	71

I.S. 813:2014+A1:2017

16	Safety in use.....	72
16.1	General.....	72
16.2	Re-admission of fuel gas to an existing installation	72
16.3	Servicing and maintenance of appliances.....	72
Annex A (informative)	Gas characteristics	73
A.1	Characteristics	73
A.2	Odourisation.....	73
Annex B (normative)	Gas supply systems	74
B.1	General.....	74
B.2	Natural gas supply systems	74
B.3	LPG supply systems	74
B.3.1	General.....	74
B.3.2	LPG bulk storage tank systems	74
B.3.3	Supply considerations for LPG cylinders.....	75
B.3.4	Installation and storage of LPG cylinders in use, for domestic buildings.....	75
B.3.5	Outdoor cylinders – siting and access.....	77
B.3.6	Use of cylinders indoors	78
B.4	Gas flow rates.....	78
Annex C (normative)	Servicing a domestic gas appliance	82
C.1	Appliance servicing requirements.....	82
C.2	Extended concealed flues A_1 for existing installations A_1	83
C.3	Existing extended exposed flues.....	84
Annex D (informative)	Meter Installations.....	85
D.1	Meters – primary source of gas	85
D.1.1	General.....	85
D.1.2	Selection of meter and controls	85
D.1.3	Meter location	85
D.1.4	Meter installation.....	86
D.1.5	Warning notices.....	87
Annex E (normative)	Safety of existing installations	88
E.1	General.....	88
E.2	Scope of inspection.....	88
E.3	Soundness test of existing installation.....	88
E.4	Visible condition of accessible gas pipework and flexible connectors.....	90
E.5	Adequacy of appliance air supply	90
E.6	Adequacy of flue dispersion	90
E.7	Appliance location	91
E.8	Additional defects	91
E.9	Safety actions.....	91
E.10	Carbon monoxide detector	91
Annex F (informative)	Examples of gas fires.....	92
Annex G (informative)	Example of pipework configurations	95
Annex H (normative)	Pipework for flammable gases or liquids in service shafts (in multi-occupancy or multi-storey buildings).....	100
Annex I (normative)	Carbon monoxide detectors.....	101
I.1	CO detector requirements.....	101
I.2	CO detector types	101
I.2.1	Type.....	101
I.2.2	Model.....	101

This is a free preview. Purchase the entire publication at the link below:

[Product Page](#)

-
- Looking for additional Standards? Visit Intertek Inform Infostore
 - Learn about LexConnect, All Jurisdictions, Standards referenced in Australian legislation
-