



**NSAI**  
Standards

Irish Standard  
I.S. EN 12354-5:2009

# Building acoustics - Estimation of acoustic performance of building from the performance of elements - Part 5: Sounds levels due to the service equipment

## I.S. EN 12354-5:2009

*Incorporating amendments/corrigenda/National Annexes issued since publication:*  
EN 12354-5:2009/AC:2010

### The National Standards Authority of Ireland (NSAI) produces the following categories of formal documents:

I.S. xxx: Irish Standard – national specification based on the consensus of an expert panel and subject to public consultation.

S.R. xxx: Standard Recommendation - recommendation based on the consensus of an expert panel and subject to public consultation.

SWiFT xxx: A rapidly developed recommendatory document based on the consensus of the participants of an NSAI workshop.

<i>This document replaces:</i>	<i>This document is based on:</i> EN 12354-5:2009	<i>Published:</i> 1 April, 2009
This document was published under the authority of the NSAI and comes into effect on: 4 June, 2009		ICS number: 91.120.20
<b>NSAI</b> 1 Swift Square, Northwood, Santry Dublin 9	T +353 1 807 3800 F +353 1 807 3838 E standards@nsai.ie W NSAI.ie	<b>Sales:</b> T +353 1 857 6730 F +353 1 857 6729 W standards.ie
Údarás um Chaighdeáin Náisiúnta na hÉireann		

English version  
Version Française  
Deutsche Fassung

Building acoustics - Estimation of acoustic performance of building from the performance of elements - Part 5: Sounds levels due to the service equipment

Acoustique du bâtiment - Calcul des performances acoustiques des bâtiments à partir des performances des éléments - Partie 5: Niveaux sonores dûs aux équipements de bâtiment

Bauakustik - Berechnung der akustischen Eigenschaften von Gebäuden aus den Bauteileigenschaften - Teil 5: Installationsgeräusche

This corrigendum becomes effective on 20 October 2010 for incorporation in the official English version of the EN.

Ce corrigendum prendra effet le 20 octobre 2010 pour incorporation dans la version anglaise officielle de la EN.

Die Berichtigung tritt am 20. Oktober 2010 zur Einarbeitung in die offizielle Englische Fassung der EN in Kraft.

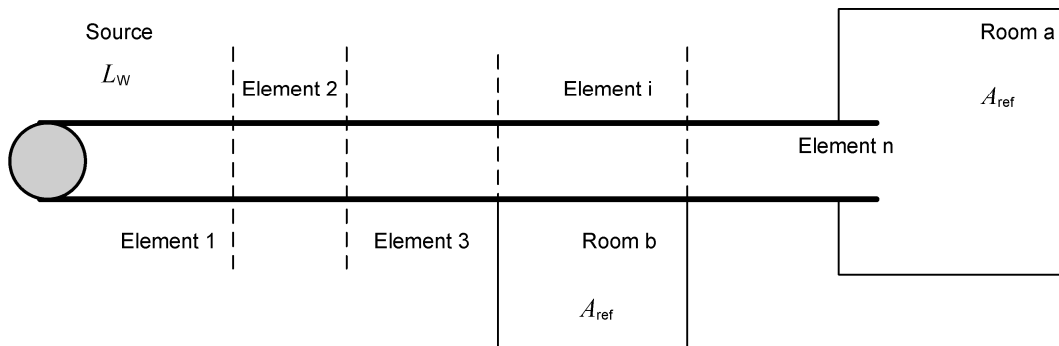


EUROPEAN COMMITTEE FOR STANDARDIZATION  
COMITÉ EUROPÉEN DE NORMALISATION  
EUROPÄISCHES KOMITEE FÜR NORMUNG

**Management Centre: Avenue Marnix 17, B-1000 Brussels**

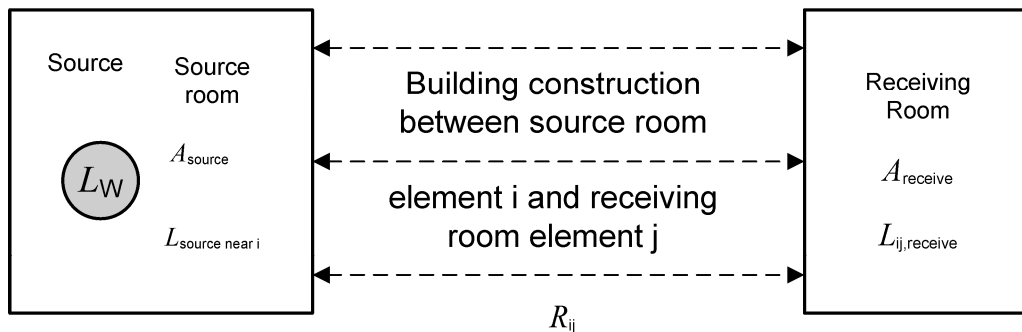
### 1 Modification to the figures

Replace Figure 1 with the following (current Figure 2): "



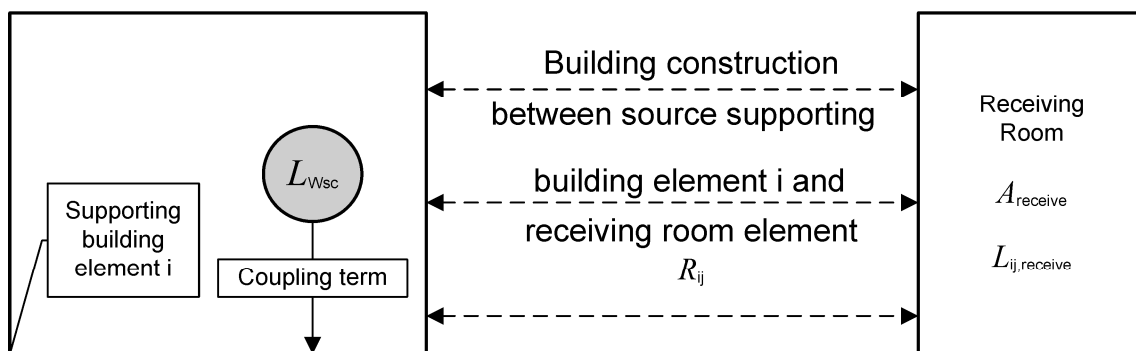
".

Replace Figure 2 with the following (current Figure 3): "



".

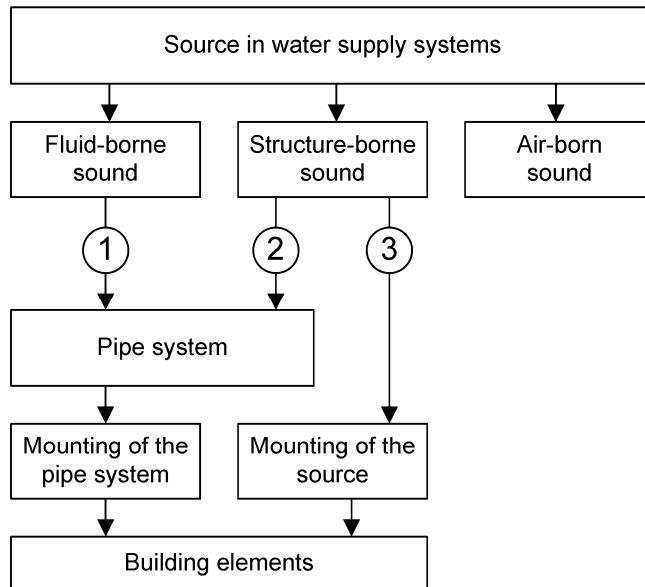
Replace Figure 3 with the following (current Figure 4): "



".

Replace Figure 4 with the following (current Figure 1):

"



"

*This page is intentionally left BLANK.*

---

ICS 91.120.20

English Version

## Building acoustics - Estimation of acoustic performance of building from the performance of elements - Part 5: Sound levels due to the service equipment

Acoustique du bâtiment - Calcul des performances acoustiques des bâtiments à partir des performances des éléments - Partie 5 : Niveaux sonores dus aux équipements de bâtiment

Bauakustik - Berechnung der akustischen Eigenschaften von Gebäuden aus den Bauteileigenschaften - Teil 5: Installationsgeräusche

This European Standard was approved by CEN on 5 March 2009.

CEN members are bound to comply with the CEN/CENELEC Internal Regulations which stipulate the conditions for giving this European Standard the status of a national standard without any alteration. Up-to-date lists and bibliographical references concerning such national standards may be obtained on application to the CEN Management Centre or to any CEN member.

This European Standard exists in three official versions (English, French, German). A version in any other language made by translation under the responsibility of a CEN member into its own language and notified to the CEN Management Centre has the same status as the official versions.

CEN members are the national standards bodies of Austria, Belgium, Bulgaria, Cyprus, Czech Republic, Denmark, Estonia, Finland, France, Germany, Greece, Hungary, Iceland, Ireland, Italy, Latvia, Lithuania, Luxembourg, Malta, Netherlands, Norway, Poland, Portugal, Romania, Slovakia, Slovenia, Spain, Sweden, Switzerland and United Kingdom.



EUROPEAN COMMITTEE FOR STANDARDIZATION  
COMITÉ EUROPÉEN DE NORMALISATION  
EUROPÄISCHES KOMITEE FÜR NORMUNG

Management Centre: Avenue Marnix 17, B-1000 Brussels

## Contents

Page

Foreword.....	4
Introduction .....	5
<b>1 Scope .....</b>	<b>6</b>
<b>2 Normative references .....</b>	<b>6</b>
<b>3 Relevant quantities .....</b>	<b>7</b>
3.1 Quantities to express building performance .....	7
3.2 Quantities to express product performance .....	9
<b>4 Calculation models .....</b>	<b>9</b>
4.1 General principles.....	9
4.2 Airborne sound transmission through pipes and ducts .....	10
4.2.1 General.....	10
4.2.2 Sources.....	13
4.2.3 Transmission.....	15
4.3 Airborne sound transmission through building construction.....	17
4.3.1 General.....	17
4.3.2 Sources.....	18
4.3.3 Transmission in a source room .....	18
4.3.4 Transmission through a building.....	19
4.4 Structure-borne transmission through building construction .....	19
4.4.1 General.....	19
4.4.2 Sources.....	21
4.4.3 Transmission through the mounting.....	21
4.4.4 Transmission through the building .....	22
<b>5 Application of models .....</b>	<b>23</b>
5.1 Application to ventilation systems .....	23
5.1.1 General.....	23
5.1.2 Guidelines for the application .....	24
5.2 Application to heating installations .....	25
5.2.1 General.....	25
5.2.2 Guidelines.....	26
5.3 Application to lift installations .....	26
5.3.1 General.....	26
5.3.2 Guidelines.....	26
5.4 Application to water supply installations.....	27
5.4.1 General.....	27
5.4.2 Guidelines.....	30
5.5 Application to waste water installations .....	32
5.5.1 General.....	32
5.5.2 Guidelines for the application .....	33
5.6 Application to miscellaneous service equipment .....	33
5.6.1 General.....	33
5.6.2 Guidelines.....	33
<b>6 Accuracy.....</b>	<b>34</b>
<b>Annex A (normative) List of symbols.....</b>	<b>35</b>
<b>Annex B (informative) Airborne sound sources in duct systems .....</b>	<b>38</b>
B.1 Sound power level of fans .....	38
B.2 Sound power level of flow-generated sound .....	38



<b>Annex C</b> (informative) <b>Airborne sound sources</b> .....	<b>39</b>
<b>C.1</b> <b>Sound sources</b> .....	<b>39</b>
<b>C.1.1</b> <b>Service equipment, such as whirlpool baths</b> .....	<b>39</b>
<b>C.1.2</b> <b>Waste water appliances</b> .....	<b>39</b>
<b>C.1.3</b> <b>Heating systems</b> .....	<b>39</b>
<b>C.2</b> <b>Sound transmission in source room</b> .....	<b>39</b>
<b>Annex D</b> (informative) <b>Structure-borne sound sources</b> .....	<b>41</b>
<b>D.1</b> <b>Measurement of characteristic structure-borne sound power level</b> .....	<b>41</b>
<b>D.1.1</b> <b>General</b> .....	<b>41</b>
<b>D.1.2</b> <b>Service equipment with high source mobility</b> .....	<b>42</b>
<b>D.1.3</b> <b>Service equipment with known source mobility</b> .....	<b>46</b>
<b>D.1.4</b> <b>Service equipment with low source mobility</b> .....	<b>47</b>
<b>D.2</b> <b>Mounting with elastic supports</b> .....	<b>48</b>
<b>D.3</b> <b>Estimation of data on source strength, elastic supports and source mobilities</b> .....	<b>49</b>
<b>Annex E</b> (informative) <b>Sound transmission through elements of duct and pipe systems</b> .....	<b>50</b>
<b>E.1</b> <b>Introduction</b> .....	<b>50</b>
<b>E.2</b> <b>Duct wall</b> .....	<b>50</b>
<b>E.3</b> <b>Along straight, unlined duct</b> .....	<b>51</b>
<b>E.4</b> <b>Along straight, lined duct / silencer</b> .....	<b>51</b>
<b>E.5</b> <b>Area changes</b> .....	<b>52</b>
<b>E.6</b> <b>Branches</b> .....	<b>52</b>
<b>E.7</b> <b>Air terminal devices and openings</b> .....	<b>52</b>
<b>E.8</b> <b>Radiation by openings</b> .....	<b>53</b>
<b>Annex F</b> (informative) <b>Sound transmission in buildings</b> .....	<b>55</b>
<b>F.1</b> <b>Transmission through junctions</b> .....	<b>55</b>
<b>F.2</b> <b>Adjustment term</b> .....	<b>56</b>
<b>F.3</b> <b>Mobility of supporting building elements</b> .....	<b>57</b>
<b>F.3.1</b> <b>Essentially homogeneous elements</b> .....	<b>57</b>
<b>F.3.2</b> <b>Elements with beams</b> .....	<b>57</b>
<b>F.3.3</b> <b>Excitation near borders and corner</b> .....	<b>58</b>
<b>F.4</b> <b>Measurement of total transmission</b> .....	<b>58</b>
<b>F.4.1</b> <b>Airborne sound transmission</b> .....	<b>58</b>
<b>F.4.2</b> <b>Structure-borne sound transmission</b> .....	<b>59</b>
<b>Annex G</b> (informative) <b>Sound levels at low frequencies</b> .....	<b>61</b>
<b>Annex H</b> (informative) <b>Guidance for the design of service equipment systems</b> .....	<b>63</b>
<b>H.1</b> <b>General</b> .....	<b>63</b>
<b>H.2</b> <b>Choice of equipment</b> .....	<b>63</b>
<b>H.3</b> <b>Location of a service equipment room and air-handling unit</b> .....	<b>63</b>
<b>H.4</b> <b>Airborne sound insulation of service equipment room</b> .....	<b>64</b>
<b>H.5</b> <b>Structure borne sound and vibration insulation</b> .....	<b>64</b>
<b>H.5.1</b> <b>Heavy structure</b> .....	<b>64</b>
<b>H.5.2</b> <b>Lightweight structure</b> .....	<b>64</b>
<b>H.6</b> <b>Pipes and ductwork</b> .....	<b>65</b>
<b>Annex I</b> (informative) <b>Calculation examples</b> .....	<b>66</b>
<b>I.1</b> <b>Example for a ventilation system</b> .....	<b>66</b>
<b>I.2</b> <b>Example for a whirlpool bath</b> .....	<b>68</b>
<b>I.3</b> <b>Example for a sanitary system</b> .....	<b>71</b>
<b>Bibliography</b> .....	<b>73</b>

## Foreword

This document (EN 12354-5:2009) has been prepared by Technical Committee CEN/TC 126 "Acoustic properties of building elements and of buildings", the secretariat of which is held by AFNOR.

This European Standard shall be given the status of a national standard, either by publication of an identical text or by endorsement, at the latest by October 2009, and conflicting national standards shall be withdrawn at the latest by October 2009.

Attention is drawn to the possibility that some of the elements of this document may be the subject of patent rights. CEN [and/or CENELEC] shall not be held responsible for identifying any or all such patent rights.

This document is the first version of a standard, which forms a part of a series of standards specifying calculation models in building acoustics:

- *Part 1: Building Acoustics — Estimation of acoustic performance of buildings from the performance of elements — Part 1: Airborne sound insulation between rooms.*
- *Part 2: Building Acoustics — Estimation of acoustic performance of buildings from the performance of elements — Part 2: Impact sound insulation between rooms.*
- *Part 3: Building Acoustics — Estimation of acoustic performance of buildings from the performance of elements — Part 3: Airborne sound insulation against outdoor sound.*
- *Part 4: Building Acoustics — Estimation of acoustic performance of buildings from the performance of elements — Part 4: Transmission of indoor sound to the outside.*
- *Part 5: Building Acoustics — Estimation of acoustic performance of buildings from the performance of elements — Part 5: Sound levels due to the service equipment.*
- *Part 6: Building Acoustics — Estimation of acoustic performance of buildings from the performance of elements — Part 6: Sound absorption in enclosed spaces.*

Although this part covers the most common types of service equipment and installations in buildings, it cannot as yet cover all types and all situations. It sets out an approach for gaining experience for future improvements and developments.

The accuracy of this standard can only be specified in detail after widespread comparisons with field data, which can only be gathered over a period of time after establishing the prediction model. To help the user in the mean time, indications of the accuracy have been given, based on earlier comparisons with comparable prediction models. It is the responsibility of the user (i.e. a person, an organisation, the authorities) to address the consequences of the accuracy, inherent for all measurement and prediction methods, by specifying requirements for the input data and/or applying a safety margin to the results or applying some other correction.

Annex A forms an integral part of this part of EN 12354. Annexes B, C, D, E, F, G and H are for information only.

According to the CEN/CENELEC Internal Regulations, the national standards organizations of the following countries are bound to implement this European Standard: Austria, Belgium, Bulgaria, Cyprus, Czech Republic, Denmark, Estonia, Finland, France, Germany, Greece, Hungary, Iceland, Ireland, Italy, Latvia, Lithuania, Luxembourg, Malta, Netherlands, Norway, Poland, Portugal, Romania, Slovakia, Slovenia, Spain, Sweden, Switzerland and the United Kingdom.

## Introduction

The estimation of sound levels due to service equipment in buildings is a complex task and structure-borne sources and transmission are not completely understood. In addition there are large variations between different equipment and installations and an installation often results in both airborne and structure-borne sources. This document contains a framework within which this subject can be treated. The main part (Clause 4) describes general models for sound transmission and related sources for ducts, airborne sound through buildings and structure-borne sound through buildings. For airborne and structure-borne sound transmission, parts 1 and 2 of EN 12354 are used wherever possible.

In Clause 5 the application of these models to the different types of service equipment in buildings is addressed, specifying what is already known and available and what is not. Informative annexes give additional information on various aspects, related to sources and their sound production as well as to specific aspects of sound transmission through buildings. Wherever possible references are made to available handbooks, literature or ongoing standardization work. Over the course of time some annexes or parts of them, especially those relating to the sound production by sources, can be deleted when appropriate standards become available.

For sound transmission through ducts there are standardized methods available to determine the sound power level of sources or the transmission loss of elements. Various handbooks are widely used for these estimations.

For airborne sound transmission through buildings information exists about sources and transmission, but some aspects that are particularly relevant to service equipment are less well known, such as the effect of acoustic near-fields, non-diffuse spaces and excitation and transmission at low frequencies. For these aspects some indications are given as to how they could be treated and also as an indicator for the direction of further research and future improvements to the models.

For structure-borne sound transmission similar solutions and problems exist as used for airborne sound. However, here the appropriate methods to characterize the sources for structure-borne sound excitation are just starting to become available, largely due to standardization work started within CEN (TC126/WG7). Therefore in this document a choice has been made to use a general quantity in the models, called "the characteristic structure-borne sound power level" of sources, even though there is no practical measurement method available at the moment. This allows the estimation models to have a general form that could be developed and refined in the future. For some types of equipment indications are given in an informative annex as to how this quantity can be deduced or estimated from available and current measurement methods, such as the ones already developed within CEN.

The aim of this document is to provide a general basis for a practical approach to the estimation of sound levels due to service equipment. It also clarifies the need for work on source characterisation with an indication of areas where further research work is needed.

## 1 Scope

This document describes calculation models to estimate the sound pressure level in buildings due to service equipment. As for the field measurement document (EN ISO 16032) it covers sanitary installations, mechanical ventilation, heating and cooling, service equipment, lifts, rubbish chutes, boilers, blowers, pumps and other auxiliary service equipment, and motor driven car park doors, but can also be applied to others equipment attached to or installed in buildings. The estimation is primarily based on measured data that characterises both the sources and the building constructions. The models given are applicable to calculations in frequency bands.

This document describes the principles of the calculation models, lists the relevant quantities and defines its applications and restrictions. It is intended for acoustical experts and provides the framework for the development of application documents and tools for other users in the field of building construction, taking into account local circumstances.

The calculation models described use the most general approach for engineering purposes, with a link to measurable quantities that specify the performance of building elements and equipment. The known limitations of these calculation models are described in this document. Users should, however, be aware that other calculation models also exist, each with their own applicability and restrictions.

The models are based on experience with predictions for dwellings and offices; they could also be used for other types of buildings provided the constructional dimensions are similar to those in dwellings.

## 2 Normative references

The following referenced documents are indispensable for the application of this document. For dated references, only the edition cited applies. For undated references, the latest edition of the referenced document (including any amendments) applies.

EN 12354-1:2000, *Building acoustics — Estimation of acoustic performance of buildings from the performance of elements — Part 1: Airborne sound insulation between rooms*

EN 12354-2, *Building acoustics — Estimation of acoustic performance of buildings from the performance of elements — Part 2: Impact sound insulation between rooms*

EN 13141-1, *Ventilation for buildings — Performance testing of components/products for residential ventilation — Part 1: Externally and internally mounted air transfer devices*

EN 13141-2, *Ventilation for buildings — Performance testing of components/products for residential ventilation — Part 2: Exhaust and supply air terminal devices*

EN ISO 3740, *Acoustics — Determination of sound power levels of noise sources — Guidelines for the use of basic standards (ISO 3740:2000)*

EN ISO 3741, *Acoustics — Determination of sound power levels of noise sources using sound pressure — Precision methods for reverberation rooms (ISO 3741:1999)*

EN ISO 3743 (all parts), *Acoustics — Determination of sound power levels of noise sources — Engineering methods for small, movable sources in reverberant fields (ISO 3743-1:1995 and ISO 3743-2:1996)*

EN ISO 3744, *Acoustics — Determination of sound power levels of noise sources using sound pressure — Engineering method in an essentially free field over a reflecting plane (ISO 3744:1994)*

EN ISO 3745, *Acoustics — Determination of sound power levels of noise sources using sound pressure — Precision methods for anechoic and semi-anechoic rooms (ISO 3745:2003)*

This is a free preview. Purchase the entire publication at the link below:

[Product Page](#)

- 
- [Looking for additional Standards? Visit Intertek Inform Infostore](#)
  - [Learn about LexConnect, All Jurisdictions, Standards referenced in Australian legislation](#)
-