



NSAI
Standards

Irish Standard
I.S. EN 491:2011

Concrete roofing tiles and fittings for roof covering and wall cladding - Test methods

I.S. EN 491:2011

Incorporating amendments/corrigenda/National Annexes issued since publication:

The National Standards Authority of Ireland (NSAI) produces the following categories of formal documents:

I.S. xxx: Irish Standard – national specification based on the consensus of an expert panel and subject to public consultation.

S.R. xxx: Standard Recommendation - recommendation based on the consensus of an expert panel and subject to public consultation.

SWIFT xxx: A rapidly developed recommendatory document based on the consensus of the participants of an NSAI workshop.

This document replaces:
EN 491:2004

<i>This document is based on:</i> EN 491:2011 EN 491:2004	<i>Published:</i> 14 September, 2011 1 December, 2004
-----------------------------------------------------------------	-------------------------------------------------------------

This document was published under the authority of the NSAI and comes into effect on:
14 September, 2011

ICS number:
91.100.30

NSAI
1 Swift Square,
Northwood, Santry
Dublin 9

T +353 1 807 3800
F +353 1 807 3838
E standards@nsai.ie
W NSAI.ie

Sales:
T +353 1 857 6730
F +353 1 857 6729
W standards.ie

Údarás um Chaighdeáin Náisiúnta na hÉireann

English Version

Concrete roofing tiles and fittings for roof covering and wall cladding - Test methods

Tuiles et accessoires en béton pour couverture et bardage -
Méthodes d'essais

Dach- und Formsteine aus Beton für Dächer und
Wandbekleidungen - Prüfverfahren

This European Standard was approved by CEN on 4 August 2011.

CEN members are bound to comply with the CEN/CENELEC Internal Regulations which stipulate the conditions for giving this European Standard the status of a national standard without any alteration. Up-to-date lists and bibliographical references concerning such national standards may be obtained on application to the CEN-CENELEC Management Centre or to any CEN member.

This European Standard exists in three official versions (English, French, German). A version in any other language made by translation under the responsibility of a CEN member into its own language and notified to the CEN-CENELEC Management Centre has the same status as the official versions.

CEN members are the national standards bodies of Austria, Belgium, Bulgaria, Croatia, Cyprus, Czech Republic, Denmark, Estonia, Finland, France, Germany, Greece, Hungary, Iceland, Ireland, Italy, Latvia, Lithuania, Luxembourg, Malta, Netherlands, Norway, Poland, Portugal, Romania, Slovakia, Slovenia, Spain, Sweden, Switzerland and United Kingdom.



EUROPEAN COMMITTEE FOR STANDARDIZATION
COMITÉ EUROPÉEN DE NORMALISATION
EUROPÄISCHES KOMITEE FÜR NORMUNG

Management Centre: Avenue Marnix 17, B-1000 Brussels

Contents

Page

Foreword.....	4
1 Scope	5
2 Normative references	5
3 Terms and definitions	5
4 Symbols and abbreviations	5
5 Test methods.....	5
5.1 General.....	5
5.2 Hanging length and squareness of regular front edge tiles	6
5.2.1 Principle.....	6
5.2.2 Apparatus	6
5.2.3 Procedure	7
5.2.4 Expression of results	7
5.2.5 Test report	7
5.3 Cover width	7
5.3.1 Principle.....	7
5.3.2 Apparatus	8
5.3.3 Procedure	8
5.3.4 Expression of results	9
5.3.5 Test report	9
5.4 Flatness	9
5.4.1 Principle.....	9
5.4.2 Apparatus	9
5.4.3 Procedure	10
5.4.4 Expression of results	11
5.4.5 Test report	11
5.5 Mass.....	11
5.5.1 Principle.....	11
5.5.2 Apparatus	11
5.5.3 Conditioning.....	11
5.5.4 Procedure	11
5.5.5 Expression of results	11
5.5.6 Test report	11
5.6 Mechanical resistance (transverse strength)	11
5.6.1 Principle.....	11
5.6.2 Apparatus	12
5.6.3 Conditioning of tiles	12
5.6.4 Procedure	13
5.6.5 Recording of test results	15
5.6.6 Test report	15
5.7 Water impermeability	15
5.7.1 Principle.....	15
5.7.2 Apparatus and materials.....	15
5.7.3 Conditioning.....	16
5.7.4 Procedure	17
5.7.5 Expression of results	17
5.7.6 Test report	17
5.8 Freeze-thaw resistance	17
5.8.1 Principle.....	17
5.8.2 Apparatus	17

5.8.3	Preparation of test samples	17
5.8.4	Procedure	18
5.8.5	Expression of results	18
5.8.6	Test report	19
5.9	Nib support	19
5.9.1	Principle	19
5.9.2	Apparatus	19
5.9.3	Procedure	19
5.9.4	Expression of results	19
5.9.5	Test report	19
5.10	Reaction to fire performance in accordance with EN 13823	21
5.10.1	Principle	21
5.10.2	Test specimen assembly	21
5.10.3	Laying the tiles in the test specimen assembly	21
5.10.4	Closing the gaps in tile specimens between the two wings	22
	Bibliography	27

Foreword

This document (EN 491:2011) has been prepared by Technical Committee CEN/TC 128 “Roof covering products for discontinuous laying and products for wall cladding”, the secretariat of which is held by NBN.

This European Standard shall be given the status of a national standard, either by publication of an identical text or by endorsement, at the latest by March 2012, and conflicting national standards shall be withdrawn at the latest by March 2012.

Attention is drawn to the possibility that some of the elements of this document may be the subject of patent rights. CEN [and/or CENELEC] shall not be held responsible for identifying any or all such patent rights.

This document supersedes EN 491:2004.

According to the CEN/CENELEC Internal Regulations, the national standards organizations of the following countries are bound to implement this European Standard: Austria, Belgium, Bulgaria, Croatia, Cyprus, Czech Republic, Denmark, Estonia, Finland, France, Germany, Greece, Hungary, Iceland, Ireland, Italy, Latvia, Lithuania, Luxembourg, Malta, Netherlands, Norway, Poland, Portugal, Romania, Slovakia, Slovenia, Spain, Sweden, Switzerland and the United Kingdom.

1 Scope

This European Standard specifies test methods for concrete roofing tiles and fittings conforming to EN 490, for assembly into pitched roof covering or external wall cladding or internal wall lining cladding.

2 Normative references

The following referenced documents are indispensable for the application of this document. For dated references, only the edition cited applies. For undated references, the latest edition of the referenced document (including any amendments) applies.

EN 490:2004, *Concrete roofing tiles and fittings for roof covering and wall cladding — Product specifications*

EN 13162:2008, *Thermal insulation products for buildings — Factory made mineral wool (MW) products — Specification*

EN 13238:2010, *Reaction to fire tests for building products — Conditioning procedures and general rules for selection of substrates*

EN 13501-1:2007+A1:2009, *Fire classification of construction products and building elements - Part 1: Classification using data from reaction to fire tests*

EN 13823:2010, *Reaction to fire tests for building products — Building products excluding floorings exposed to the thermal attack by a single burning item*

3 Terms and definitions

For the purposes of this document, the terms and definitions given in EN 490:2004 apply.

4 Symbols and abbreviations

l_1	hanging length of a tile as defined in Figures 1a) and 1c), in millimetres;
l_2, l_3	hanging edge lengths of a tile as defined in Figure 1.b), in millimetres;
c_w	cover width of one tile, in millimetres;
c_{wc}	cover width closed up value of 10 tiles, in millimetres;
c_{wd}	cover width drawn out value of 10 tiles, in millimetres;
d	profile depth of a tile, in millimetres;
x	angle at which test tiles are hung as defined in Figure 1a), in degrees.

5 Test methods

5.1 General

Where other test methods are used for factory production control (FPC) a satisfactory statistical correlation with the test methods specified in this document shall be demonstrated.

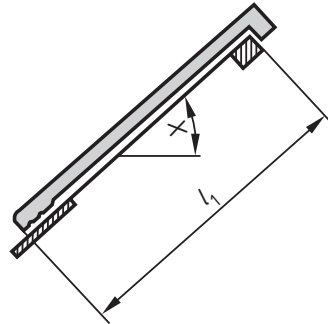
5.2 Hanging length and squareness of regular front edge tiles

5.2.1 Principle

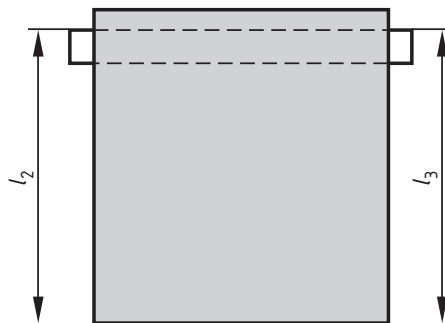
Tiles are hung from steel battens and measured to establish hanging length and also the squareness of regular front edge tiles.

5.2.2 Apparatus

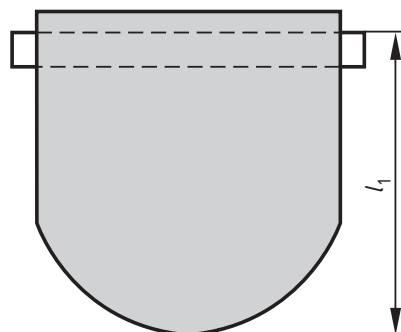
5.2.2.1 **Steel battens** to support the tile (see Figure 1).



a) $x = 20^\circ$ to 70°



b) Tiles with nominally constant hanging length $l_1 = (l_2 + l_3)/2$



c) Tiles with regularly varying hanging length $l_1 =$ Hanging length measured at lowest point

Figure 1 — Test method for hanging length

5.2.3 Procedure

5.2.3.1 Tiles with nominally constant hanging length

Hang the tile at an angle of 20° to 70° on a steel batten (see Figure 1a)). After physically removing any burrs and/or other irregularities, measure from the top face of the batten to the lower front edge of the tile at the sides (see Figure 1b)), excluding the interlocking sections in the case of tiles with sidelocks.

5.2.3.2 Tiles with regularly varying hanging length

Hang the tile at an angle of 20° to 70° on a steel batten (see Figure 1a)). After physically removing any burrs and/or other irregularities, measure from the top face of the batten to the lowest point of the tile (see Figure 1c)).

5.2.4 Expression of results

5.2.4.1 Tiles with nominally constant hanging length

Record the values l_2 and l_3 to the nearest millimetre and calculate the average per tile l_1 to the nearest millimetre.

5.2.4.2 Tiles with regularly varying hanging length

Record the measured value l_1 to the nearest millimetre.

5.2.5 Test report

5.2.5.1 Tiles with nominally constant hanging length

The test report shall include the following:

- a) value l_2 to the nearest millimetre;
- b) value l_3 to the nearest millimetre;
- c) the average per tile. l_1 . to the nearest millimetre;
- d) reference to this document, i.e. EN 491.

5.2.5.2 Tiles with regularly varying hanging length

The test report shall include the following:

- a) value l_1 to the nearest millimetre;
- b) reference to this document, i.e. EN 491.

5.3 Cover width

5.3.1 Principle

Tiles are hung or laid on a steel batten to determine their cover width.

This is a free preview. Purchase the entire publication at the link below:

[Product Page](#)

-
- [Looking for additional Standards? Visit Intertek Inform Infostore](#)
 - [Learn about LexConnect, All Jurisdictions, Standards referenced in Australian legislation](#)
-