



**NSAI**  
Standards

Irish Standard  
I.S. EN 62490-2:2010

ESL measuring method -- Part 2:  
Surface mount capacitors for use in  
electronic equipment (IEC 62490  
-2:2010 (EQV))

## I.S. EN 62490-2:2010

*Incorporating amendments/corrigenda issued since publication:*

The National Standards Authority of Ireland (NSAI) produces the following categories of formal documents:

I.S. xxx: Irish Standard – national specification based on the consensus of an expert panel and subject to public consultation.

S.R. xxx: Standard Recommendation - recommendation based on the consensus of an expert panel and subject to public consultation.

SWiFT xxx: A rapidly developed recommendatory document based on the consensus of the participants of an NSAI workshop.

<i>This document replaces:</i>	<i>This document is based on:</i> EN 62490-2:2010	<i>Published:</i> 3 September, 2010
This document was published under the authority of the NSAI and comes into effect on: 7 September, 2010		ICS number: 31.060.01
<b>NSAI</b> 1 Swift Square, Northwood, Santry Dublin 9	T +353 1 807 3800 F +353 1 807 3838 E standards@nsai.ie  W NSAI.ie	<b>Sales:</b> T +353 1 857 6730 F +353 1 857 6729 W standards.ie
Údarás um Chaighdeáin Náisiúnta na hÉireann		

**ESL measuring method -  
Part 2: Surface mount capacitors for use in electronic equipment  
(IEC 62490-2:2010)**

Méthode de mesure de l'ESL -  
Partie 2: Condensateurs pour montage  
en surface utilisés dans les équipements  
électroniques  
(CEI 62490-2:2010)

ESL-Messverfahren -  
Teil 2: Oberflächenmontierbare  
Kondensatoren zur Verwendung  
in Geräten der Elektrotechnik  
und Elektronik  
(IEC 62490-2:2010)

This European Standard was approved by CENELEC on 2010-09-01. CENELEC members are bound to comply with the CEN/CENELEC Internal Regulations which stipulate the conditions for giving this European Standard the status of a national standard without any alteration.

Up-to-date lists and bibliographical references concerning such national standards may be obtained on application to the Central Secretariat or to any CENELEC member.

This European Standard exists in three official versions (English, French, German). A version in any other language made by translation under the responsibility of a CENELEC member into its own language and notified to the Central Secretariat has the same status as the official versions.

CENELEC members are the national electrotechnical committees of Austria, Belgium, Bulgaria, Croatia, Cyprus, the Czech Republic, Denmark, Estonia, Finland, France, Germany, Greece, Hungary, Iceland, Ireland, Italy, Latvia, Lithuania, Luxembourg, Malta, the Netherlands, Norway, Poland, Portugal, Romania, Slovakia, Slovenia, Spain, Sweden, Switzerland and the United Kingdom.

**CENELEC**

European Committee for Electrotechnical Standardization  
Comité Européen de Normalisation Electrotechnique  
Europäisches Komitee für Elektrotechnische Normung

**Management Centre: Avenue Marnix 17, B - 1000 Brussels**

## **Foreword**

The text of document 40/2045/FDIS, future edition 1 of IEC 60490-2, prepared by IEC TC 40, Capacitors and resistors for electronic equipment, was submitted to the IEC-CENELEC parallel vote and was approved by CENELEC as EN 62490-2 on 2010-09-01.

Attention is drawn to the possibility that some of the elements of this document may be the subject of patent rights. CEN and CENELEC shall not be held responsible for identifying any or all such patent rights.

The following dates were fixed:

- latest date by which the EN has to be implemented  
at national level by publication of an identical  
national standard or by endorsement (dop) 2011-06-01
- latest date by which the national standards conflicting  
with the EN have to be withdrawn (dow) 2013-09-01

Annex ZA has been added by CENELEC.

---

## **Endorsement notice**

The text of the International Standard IEC 62490-2:2010 was approved by CENELEC as a European Standard without any modification.

---

**Annex ZA**  
(normative)

**Normative references to international publications  
with their corresponding European publications**

The following referenced documents are indispensable for the application of this document. For dated references, only the edition cited applies. For undated references, the latest edition of the referenced document (including any amendments) applies.

NOTE When an international publication has been modified by common modifications, indicated by (mod), the relevant EN/HD applies.

<u>Publication</u>	<u>Year</u>	<u>Title</u>	<u>EN/HD</u>	<u>Year</u>
IEC 60384-1	2008	Fixed capacitors for use in electronic equipment - Part 1: Generic specification	EN 60384-1	2009

*This page is intentionally left BLANK.*

## CONTENTS

FOREWORD.....	3
1 Scope.....	5
2 Normative references .....	5
3 Terms and definitions .....	6
4 Test fixture and compensation chip .....	6
4.1 Test fixture .....	6
4.2 The open, short, and load compensation chip.....	9
4.2.1 The open compensation chip .....	9
4.2.2 The load compensation chip .....	9
4.2.3 The short compensation chip .....	9
5 Measuring method.....	10
5.1 Measuring equipment .....	10
5.2 Measurement conditions.....	10
5.3 Measurement points .....	10
5.4 Frequency and signal level.....	10
5.5 Measurement procedure.....	11
5.5.1 General .....	11
5.5.2 Open compensation.....	11
5.5.3 Load compensation .....	11
5.5.4 Short compensation.....	12
5.5.5 ESL measurement .....	13
6 Items to be indicated in the test result report .....	13
Annex A (informative) Theoretical ESL value of the short compensation chip.....	14
Figure 1 – Lead frame and thin coating types of surface mount capacitors and the specification of the dimensions ( $L$ , $W$ , and $H$ ).....	5
Figure 2 – Surface mount capacitors with face down terminal .....	5
Figure 3 – Test fixture and terminals of test fixture .....	6
Figure 4 – Connection diagram .....	7
Figure 5 – Sectional view of the test fixture with an inserted surface mount capacitor pressured to the terminals of the test fixture .....	8
Figure 6 – Example of surface mount capacitor mounted on terminals of test fixture .....	8
Figure 7 – Front view of mounting position of objects on test fixture.....	9
Figure 8 – Measurement points.....	10
Figure 9 – Open compensation-chip position.....	11
Figure 10 – Load compensation-chip position .....	12
Figure 11 – Short compensation-chip position.....	12
Figure A.1 – Points of contact of the short compensation chip and terminals of test fixture .....	15
Table A.1 – The calculation results of inductance of the short compensation chip.....	14

## INTERNATIONAL ELECTROTECHNICAL COMMISSION

**ESL MEASURING METHOD –****Part 2: Surface mount capacitors  
for use in electronic equipment**

## FOREWORD

- 1) The International Electrotechnical Commission (IEC) is a worldwide organization for standardization comprising all national electrotechnical committees (IEC National Committees). The object of IEC is to promote international co-operation on all questions concerning standardization in the electrical and electronic fields. To this end and in addition to other activities, IEC publishes International Standards, Technical Specifications, Technical Reports, Publicly Available Specifications (PAS) and Guides (hereafter referred to as "IEC Publication(s)"). Their preparation is entrusted to technical committees; any IEC National Committee interested in the subject dealt with may participate in this preparatory work. International, governmental and non-governmental organizations liaising with the IEC also participate in this preparation. IEC collaborates closely with the International Organization for Standardization (ISO) in accordance with conditions determined by agreement between the two organizations.
- 2) The formal decisions or agreements of IEC on technical matters express, as nearly as possible, an international consensus of opinion on the relevant subjects since each technical committee has representation from all interested IEC National Committees.
- 3) IEC Publications have the form of recommendations for international use and are accepted by IEC National Committees in that sense. While all reasonable efforts are made to ensure that the technical content of IEC Publications is accurate, IEC cannot be held responsible for the way in which they are used or for any misinterpretation by any end user.
- 4) In order to promote international uniformity, IEC National Committees undertake to apply IEC Publications transparently to the maximum extent possible in their national and regional publications. Any divergence between any IEC Publication and the corresponding national or regional publication shall be clearly indicated in the latter.
- 5) IEC itself does not provide any attestation of conformity. Independent certification bodies provide conformity assessment services and, in some areas, access to IEC marks of conformity. IEC is not responsible for any services carried out by independent certification bodies.
- 6) All users should ensure that they have the latest edition of this publication.
- 7) No liability shall attach to IEC or its directors, employees, servants or agents including individual experts and members of its technical committees and IEC National Committees for any personal injury, property damage or other damage of any nature whatsoever, whether direct or indirect, or for costs (including legal fees) and expenses arising out of the publication, use of, or reliance upon, this IEC Publication or any other IEC Publications.
- 8) Attention is drawn to the Normative references cited in this publication. Use of the referenced publications is indispensable for the correct application of this publication.
- 9) Attention is drawn to the possibility that some of the elements of this IEC Publication may be the subject of patent rights. IEC shall not be held responsible for identifying any or all such patent rights.

International Standard IEC 62490-2 has been prepared by IEC technical committee 40: Capacitors and resistors for electronic equipment.

The text of this standard is based on the following documents:

FDIS	Report on voting
40/2045/FDIS	40/2057/RVD

Full information on the voting for the approval of this standard can be found in the report on voting indicated in the above table.

This publication has been drafted in accordance with the ISO/IEC Directives, Part 2.



A list of all the parts in the IEC 62490 series, under the general title *ESL measuring method*, can be found on the IEC web site.

The committee has decided that the contents of this publication will remain unchanged until the stability date indicated on the IEC web site under "<http://webstore.iec.ch>" in the data related to the specific publication. At this date, the publication will be

- reconfirmed,
- withdrawn,
- replaced by a revised edition, or
- amended.


**IMPORTANT – The 'colour inside' logo on the cover page of this publication indicates that it contains colours which are considered to be useful for the correct understanding of its contents. Users should therefore print this document using a colour printer.**

## ESL MEASURING METHOD –


### Part 2: Surface mount capacitors for use in electronic equipment

#### 1 Scope

This part of IEC 62490 provides the ESL measuring method for the surface mount capacitors for use in electronic equipment.



IEC 1731/10



IEC 1732/10

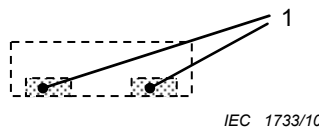
Figure 1a – Lead frame electrode terminal      Figure 1b – Thin coating electrode terminal

**Figure 1 – Lead frame and thin coating types of surface mount capacitors and the specification of the dimensions ( $L$ ,  $W$ , and  $H$ )**

The ESL measurement method can be applicable to the surface mount capacitors with the following properties, but not limited to these:

- capacitance range: 10  $\mu\text{F}$  to 1 000  $\mu\text{F}$ ;
- size:  $L \times W = 3,2 \text{ mm} \times 1,6 \text{ mm}$  to  $7,3 \text{ mm} \times 4,3 \text{ mm}$ ,  $H = 4,0 \text{ mm}$ ;
- ESL range: 5 nH or less.

NOTE The surface mount capacitors in this document are limited to capacitors with lead frame or with thin coated terminals, see Figure 1. The scope of this document does not include capacitors with face down terminals, see Figure 2.



IEC 1733/10

#### Key

- 1 terminals (shaded section)

**Figure 2 – Surface mount capacitors with face down terminal**

#### 2 Normative references

The following referenced documents are indispensable for the application of this document. For dated references, only the edition cited applies. For undated references, the latest edition of the referenced document (including any amendments) applies.

IEC 60384-1:2008, *Fixed capacitors for use in electronic equipment – Part 1: Generic specification*

This is a free preview. Purchase the entire publication at the link below:

[Product Page](#)

- 
- [Looking for additional Standards? Visit Intertek Inform Infostore](#)
  - [Learn about LexConnect, All Jurisdictions, Standards referenced in Australian legislation](#)
-